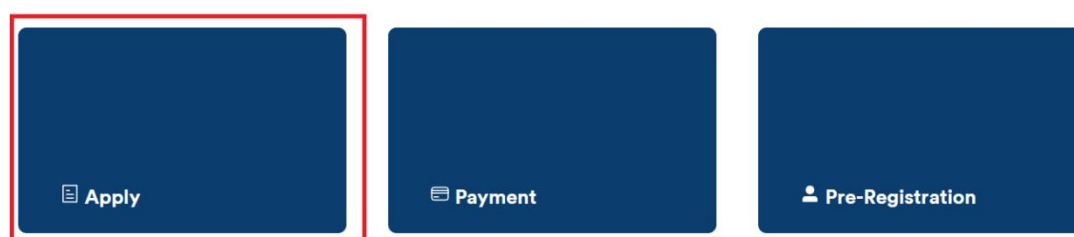



学术英语课程报名操作指南

本指南将引导您完成从提交申请、确认录取到最终缴费的完整流程。
请在操作前仔细阅读各步骤说明及注意事项。

1. 提交申请

通过申请资格初审后, 您将收到主题为 “Apply Now for UNNC Pre-session Course [2026]” 的邮件通知。



请登录 Application Hub 的 “Apply” 模块, 在申请栏中找到并点击 “Language Course” 按钮。

Application Number: HPB232602 Full Name: ANNE TEST Decline

2023 Entry PGT2023-2024/Autumn Semester

Application status	Admission confirmation	Conditions check	Scholarship status	Payment
Under Review	Accepted	to be uploaded	Not applied	To be opened
<button>View</button>	<button>Admission result</button> <button>Confirm result</button> <button>Language Course</button>	<button>Upload</button>	<button>Apply</button>	

点击后，请仔细阅读弹窗中的课程简介，选择住宿意向，并点击
“Apply Now” 提交申请。

Pre-sessional Course Reminder

×

Thank you for applying for the UNNC Pre-sessional course. The Pre-sessional is a full-time intensive 8-week course run in July and August each year. Successful completion of the Pre-sessional programme is recognised by UNNC as meeting the language requirements for postgraduate study. There is NO need for you to retake the IELTS examination before you enroll in your degree programme at The University of Nottingham Ningbo China.

For more information about this course, please refer to the webpage ([link here](#)).

*** Do you require accommodation on campus during the programme? (An extra fee will be charged for university dormitory use.)**

☒ Yes

☐ No

Apply Now

提交成功后，系统将自动发送一封确认邮件至您的邮箱。

请注意：申请提交后无法自行取消或修改。如需放弃申请，请等待课程录取通知发放后，在步骤 3 中操作“拒绝” offer。

2. 等候录取结果

申请提交后，再次点击“Language Course”按钮，弹窗中的申请状态将显示为“Under review”（审核中）。此状态表示您的申请已进入审核队列，请耐心等待。

Pre-sessional Course Reminder

×

Thank you for applying for Pre-sessional course.

Please submit the required language test result on the application page of the degree programme that you have applied

Your status:

Under review

Confirm

请注意：为加速审核进程，请确保已在研究生申请窗口中上传符合要求的语言成绩单。如已上传，则无需重复操作。

3. 确认申请结果

审核通过后，您将收到系统通知邮件。请登录 Application Hub，点击“Language Course”按钮，此时申请状态已变为“To be confirmed”（待确认）。

Pre-sessional Course Reminder

×

Thank you for applying for Pre-sessional course.

Please submit the required language test result on the application page of the degree programme that you have applied

Your status:

To be confirmed

Offer review:

View

* Do you confirm to accept this offer?

☐ Yes ☐ No

Confirm

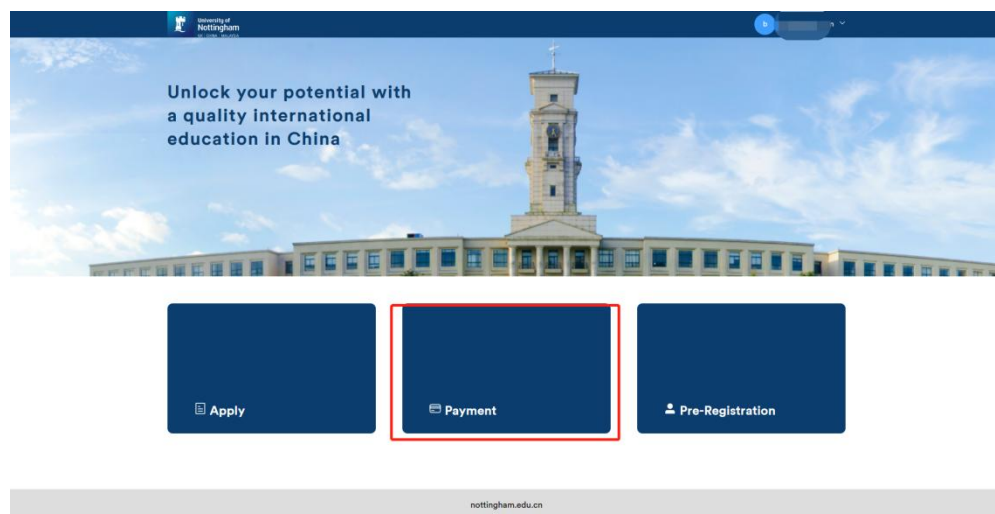
请按顺序完成以下操作：

- 1) 点击 “View” 按钮，查看并妥善保存您的《课程录取通知书》。
- 2) 信息确认无误后，选择 ‘Yes’ 接受录取；
或选择 ‘No’ 拒绝录取（此操作不可逆，请慎重决定）。
- 3) 完成以上选择后，点击弹窗右下角的 “Confirm” 按钮，以最终完成录取确认。

4. 缴费

收到缴费通知的邮件后，请登录 Application Hub 主页 (<https://oaas.nottingham.edu.cn/#/home>) 进入 Payment 模块,根据系统提示完成缴费操作。

学校通常需要 5 个工作日确认款项。支付状态更新后，您可在系统中查询支付结果。支付成功标志着您已完成学术英语课程申请的全部流程。



请注意：申请页面进度栏中“Payment”条目（如下）显示的是研究生项目学费，并非本课程缴纳通道及状态，请务必注意区分。

Application status	Admission confirmation	Conditions check	Scholarship status	Payment	Accommodation building booking
Final-Denial	To be confirmed		Pass	To be paid	To be booked

5.退出课程（本步骤仅适用于已接受课程录取通知的学生）

一旦接受 Offer，原“Confirm”按钮将变为红色的“Decline”按钮。

Close the application

Are you sure you want to decline the offer for pre-session programme?
You may not be able to reapply for it after the application deadline on 30th June, 2026.

* Reason

☐ Yes, I confirm to decline the offer.

☒ No, I wish to keep the offer.

Confirm

如需退出课程，请点击该按钮，选择‘Yes’并填写退课原因，最后点击“Confirm”确认即可完成退课流程。

6.再次申请

在2026年6月30日报名截止前，已退课的学生仍可重新提交申请。

最终录取结果以系统通知为准。

在6月30日报名截止后，一旦选择退出课程，将失去再次申请的资格，请务必慎重考虑。